



This manual provides the operating instructions for Spectra Therapy's LASERwrap® product line for use with the *IMPULSE* Laser unit, Model A-100. It incorporates proven Low Level Laser Therapy (LLLT) technology.

The LASERwrap® bends photonic energy and contours the healing power of light to the application area. The wrap, which delivers low-level laser therapy (LLLT), energizes the blood and improves circulation, which accelerates the healing of conditions such as edema, connective tissue tears and strains, wounds, and bone injuries. LLLT is effective at relieving pain and inflammation, relaxing tight muscles, and relieving muscle spasms associated with exercise and/or acute or chronic conditions, such as arthritis.

This one-size-fits-all device can treat the neck, back, legs, joints, and more. Wearing LASERwrap® products under other wraps or bandages, blankets, sheets, or bridles helps support wraps and keep in place

## Table of Contents

Table of Contents	2
Product Description/Registration	3
Product Introduction, Contraindications and Warnings	4
Summary of Low Level Laser Therapy	5
Treatments with LASERwrap®	6
System Assembly and Operating Instructions	7
LASERwrap® Treatment Protocols	8
LASERwrap® /Pad and Garment Attachment	9
System Operation	10
Quick LASERwrap® and Leg Wrap Dual Filament Applications	11
Quick Start Guide O2 Sheet Applications	12
Body LASERwrap® Applications	13
Technical Information/Specifications and Body LASERwrap®	14
Cleaning, Care & Troubleshooting	15
Warranty	16

Spectra Therapy's *IMPULSE* Laser unit is FDA cleared.

The equine kit is intended for large or small animal use only.

Always seek medical advice if there is any doubt of how to use on an animal.

See WARNINGS and CONTRAINDICATIONS on page 4 of this manual.

Complete the product registration online at

<https://spectrathrapy.com/equinereg/>

Spectra Therapy, Troy, MI 48085-3157 USA, 248-524-6300

LASERwrap®, LASERpad™, LASERstrip™, and Neck LASERwrap™ are trademarks and the product is patent pending property of Spectra Therapy, LLC.

©2008-2021 Spectra Therapy LLC. All rights reserved.

EQBODY02-G10/10-B12/20-V10/10 MAY 2021

2

## Product Description/Registration

The Spectra Therapy LASERwrap® products are designed to be fully wearable, portable systems providing temporary relief of pain, increased circulation, and reduction of edema. This one-size-fits-all device is designed to lessen pain by using laser photon energy to decrease the local viscosity of fluids, which provides therapeutic effects. It is important to emphasize that therapy with the Spectra Therapy LASERwrap® does not exclude other conventional medical treatment. Effectiveness of this treatment is dependent upon correct use. There are no known side effects from this therapy. If treatment times are exceeded, the therapy may not provide more positive results.

**BENEFITS:** Programmable and wearable LLLT treatments makes it practical to turn temporary pain relief and temporary improvement of circulation into consistent pain relief and continual stimulation of the circulatory system. Spectra Therapy's LASERwrap® makes treatment easy throughout the day and night.

- Treatment with Spectra Therapy's LLLT can be combined with treatment via conventional medicine.
- Repetitive treatment times of 7 or more minutes are most effective. The interval time between treatments is important as it allows time for the body's own lymph system to activate and cleanse the area.
- Most patients should expect to feel pain relief and/or muscle relaxation after 2-3 days of Spectra Therapy LLLT treatment.
- Some patients may feel a noticeable reduction of pain immediately after their first treatment and relaxation of stiff muscles after one day of treatment.

**Fully Portable, Battery Powered** - The Spectra Therapy LASERwrap® is a truly portable laser unit that does not confine you to cords or stationary lamp type holders for use.

**To register your unit** online go to Spectra Therapy.com. Enter the requested data and click "submit". Verify your registration by double clicking the registration link that will be in your inbox. You can then log in with your user name and password.

3

## Product Introduction

Spectra Therapy LASERwrap® system contains lasers. Prior to operating this apparatus, it is recommended that you read this manual thoroughly, including all instructions and cautions, and adhere to important safety precautions:

- Laser beams can cause optical damage. Do not irradiate eyes directly.
- The apparatus should be placed beyond the reach of children to prevent optical damage. The therapy apparatus is not recommended for children.

**WARNINGS:** Reasonable dietary structure, sufficient nutrition and proper physical exercise can improve the metabolism and promote the treatment effect.

- It is not advisable to privately reduce medication dosage or stop administering medicine while using the therapy apparatus.
- Only when the related symptoms improve remarkably can the patient change medication dosage as directed by a doctor.

**WRONG SETTING WARNING:** Each patient may react differently to various settings. Refer to contraindications. If there are no known adverse effects, continue to use settings as provided. One may increase or decrease unless advised by a doctor to the contrary.

**CONTRAINDICATIONS:** This therapy apparatus is contraindicated in pregnancy and patients with cancer or internal hemorrhaging.

**Disclaimer** - The information is not intended to replace a one-on-one relationship with a qualified doctor. It is intended as sharing knowledge and information from the research and experience of Spectra Therapy, LLC and requires you to make your own decisions regarding your animal's health based upon your own research and in partnership with your doctor. The Spectra Therapy LASERwrap® offers the user a simple means to determine the type of pain encountered and identify an area where improved circulation is desired. After reviewing the instructions, the user may promptly try the therapy.

4

## Summary of Low Level Laser Therapy

The therapy is light energy absorbed into the patient's tissue which triggers biological changes at a cellular level to provide topical healing for the temporary increase in local blood circulation; temporary relief of minor muscle and joint aches, pains and stiffness; relaxation of muscles and relief of muscle spasms; as well as temporary relief of minor pain and stiffness associated with arthritis. The dose and frequency of treatment can be adjusted to produce the desired effect by selecting a treatment guideline.

### The Physiological Effects of LLLT are:

1. Bio-stimulation
  - Improved metabolism
  - Increase of cell metabolism
2. Improved blood circulation and vasodilation
3. Reduces or eliminates pain
4. Anti-inflammatory and anti-edematous effects
5. Stimulation of wound healing
6. Reduces muscle spasms

### How has LLLT worked for others?


- Reduces inflammation
- May relieve certain acute and chronic pains
- Increases the speed, quality and tensile strength of tissue repair
- Increases blood supply
- Stimulates the immune system and nerve function
- Develops collagen and muscle tissue in certain cases
- Helps generate new and healthy cells and tissue
- Promotes faster wound healing and clot formation
- Enhances athletic performance
- Minimizes stocking up

The LASERwrap® product line is unique as unlike other lasers that treat only a point of interest per single application, per attendant, Spectra treats the entire surrounding area repetitively and unattended. LASERwrap®, via the automatic cycles, repeatedly improves the transfer of liquid in and out of the body's cells, helping them to absorb oxygen and flush the lactic acid and other inflammatory enzymes. When wrapped around an extremity a wearable chamber is created, similar to an incubator treating soft tissues, bones, arteries, veins and meridians.

5

## Treatments with LASERwrap®

Within a minute, your horse can be receiving laser therapy in the area specific to its needs. Choose the best wrap based on the application. Use LASERwrap® on legs, neck & back or LASERpad™ for joints.



The LASERwrap® technique provides a chamber of energy for the treatment of arteries, veins, bones and tissues to improve circulation that can reduce edema. Energizing blood and tissues over the entire area automatically provides frequency specific treatments periodically throughout the day and night; lowers stress, spasms, arthritis pains & speeds recovery.




All wraps and garments made with dual filament LASERwrap® are washable polyester loop fabric that should be applied directly on the body so the light can be absorbed. The wraps and pads are not sterile therefore a sterile gauze with the proper topographic medication should be applied on the open wound, then apply the wrap over the gauze.

6

## Assembly & Operating Instructions

Use charging cable provided to fully charge A-100 Impulse Laser Unit prior to first use.

The unit is fully charged once the light on the front of the unit is solid red.



The Impulse Laser Unit should only be charged with the USB cable provided. Use of any other chargers may damage the unit and void the warranty.



Select wrap to use and slide filaments into unit until snug, then force last 1/4".

On the back of each unit is a scannable serial no. & 1"x1.5" Velcro pad for securing unit to wrap.



Many equine and canine wraps also have pockets that help secure the laser.

P indicates pocket locations.



### Extended Abdominal LASERwrap®



Improve circulation of bladder, minimizing UTIs. Reduce abdominal gas that can lead to stress & colic.

Coherent laser therapy helps to restore a healthy digestive and disposal process, increasing chances for a successful ovulation.

Coherent laser light energizes your mare's metabolism, increasing chances of a successful start to your breeding plan.

7

## LASERwrap® Treatment Protocols



Repeat LASER Treatments Make the Difference  
WEARABLE Makes it Practical

### Automatic Hands Free LASER Therapy

3 treatments/Daytime - 2 treatments/hour all night

### POWER to PERFORM & RECOVER

#### Multi disciplinary - Mobility

Pre-charge muscles-reduce joint pain

Post-flush lactic acid, recharge system

1 Hr. (3-10 min. treatments) + Overnight

#### Speedy Recovery-Lessen Pain

Aids in closure, mending & less infection

Reduces scar tissue formation in tendons

and ligaments

Daily 1 Hr.-3 x a Day OR 12 Hrs. nightly for 1 Week

#### Reduce Pain-Muscle & Joint, Spasms/Stress

Improves overall energy & temperament

Daily 1 Hr.-3 x a Day OR 12 Hrs. 2-6 Weeks



## Vasodilation Vascular, Orthopedic, Metabolic, Excretory

### Why it Works! ENERGIZES BLOOD

Laser photons apply a charge to the blood cells causing cells to repel one another, decreasing the viscosity of the blood, allowing more oxygen and lymph to enter the blood stream.

### EFFECTS

• **Increased Circulation** Vasodilation allows more blood flow through the affected area

• **Increase Lymph Flow** Waste fluid is quickly removed through the body's natural channels

• **Increase Oxygen Flow** Speeds natural healing processes and charges muscles with oxygen for higher performance

• **Flush Lactic Acid** Reduces lactic acid build-up and replenish with protein for speedier recovery

• **Energy Activation** Increases cell's Mitochondria releasing ATP which stores energy in the form of chemical bonds.




A study by Detroit Medical Center showed 10.7% increase of oxygenation of the treated area. Repeat treatments make the difference. Wearable makes it practical.

8



## LASERwrap® / Pad or Garmet Attachment



The Spectra Therapy *IMPULSE* Laser unit, model A-100 is designed to have laser filaments inserted into the slots on the front of the unit.

**FDA Cleared • Class 1M Laser Light • 3 joules of Energy/treatment**

Charge Connector  
2 Hrs.- Full charge

Press once to turn **ON**  
Press and Hold to turn **OFF**



Indicator Light ● ● ● ● ●  
After pressing once to turn **ON**  
Press at one second intervals until light shows desired Color Mode.  
Flashing Red indicates Charging Mode turns solid **Red** when fully charged.  
Slide filament into unit until snug then increase force last 1/4"

**THERAPEUTIC / WOUND HEALING / CIRCULATION**

**FAT REDUCTION / ENERGIZE**

### BLUE Mode

**On-** 12.5 min.  
**Off-** 20 min.  
**Battery Life-** 12 hrs.

#### 2 Treatments/Hour

1. Use for Chronic conditions. Treat all day.  
(Minimum of 3 days, until the wound closes or inflammation clears)
2. For maintenance prevention & performance enhancement.  
**Leave on all Night**

### GREEN Mode

**On-** 10 min.  
**Off-** 10 min.  
**Battery Life-** 8 hrs.

#### 3 Treatments/Hour

- Quick Response/High Intensity**
1. Apply 2-3 x a day for 1 hr.  
(Minimum of 3 days, then reduce to 1-2 x daily as needed)
- Pre-Post Event Treatments**
2. Apply 1-2 hr., before & after  
**Acute: Use daily for 1 week**  
**Chronic: 2-3 days per week**

### VIOLET Mode

**On-** 10 min.  
**Off-** 10 min.  
**Battery Life-** 8 hrs.

#### 3 Treatments/Hour

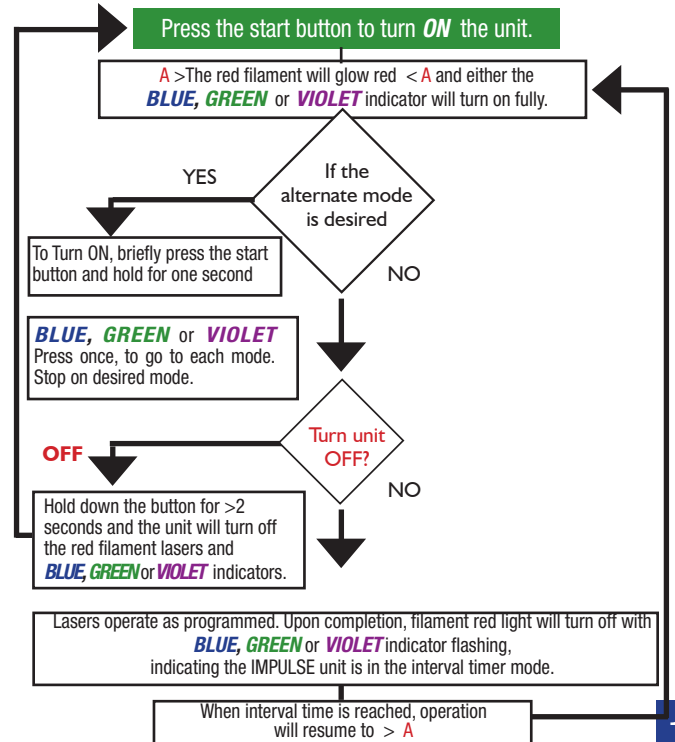
- Slimming/Contour/Equine**
1. Apply for 1 hr.
  2. Exercise for minimum of 15 minutes
  3. Add additional hrs. of treatments as needed.
  4. Continue daily for 1-2 weeks

9

## System Operation

To improve circulation and receive temporary pain relief position and secure a filament wrap or pad onto the point of interest.

Next, connect the filament[s] to the Spectra Therapy *LASERwrap*® *IMPULSE* Laser unit.



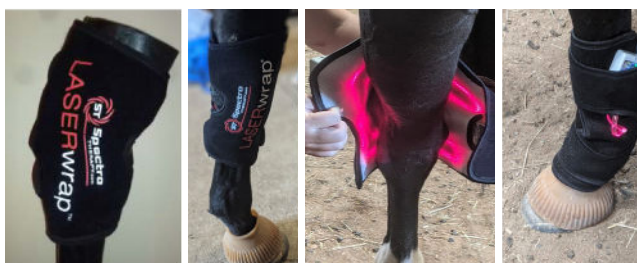

10

## LASERwrap® and Leg & Dual Filament Application



Connect Impulse Laser Unit to Quick LASERwrap® or Hock/Knee pad. For best fit, secure around bottom first, then top. Activate the unit on **Green Mode** during daytime and switch to **Blue Mode** for nighttime.

Spectra Therapy's Dual Filament wraps (available in 12", 24", or 40") can be inserted in a universal polo-like Slimwrap bandage made of stretch neoprene (available in 25" or 50"). This comes in handy for awkward treatment locations.

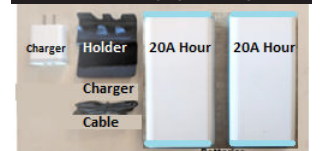


11

## Quick Start Guide=O2 Sheet/Central Battery




### Sheet-Central Battery Option Components



2 cable harness assemblies

Each Impulse Laser Unit comes equipped with an internal battery that provides automatic laser treatments. With the CBO option, all 7 lasers are activated simultaneously by toggling a central battery unit switch. The CBO can power the sheet for 8 hours.

**Charge all batteries using 2.4A port until all blue bars are lit prior to first use.**



Always use the cable guide under the battery to plug in cables.

TO ACTIVATE: Tap battery on/off switch twice to turn all units off from charging. Then tap on/off switch once to light all units.

Use **Green Mode** (2 treatments/hour) for running events.

Use **Blue Mode** for nighttime and hauling.

Changing modes must be done on each unit individually.



12

## Body LASERwrap® - Applications

Spectra Therapy's Body LASERwrap® was designed to deliver effective, repeated treatments of the neck, withers, back, shoulders, & hindquarter [SI, hamstrings, & stifle] with one convenient, multipurpose product. Each side of the LASERwrap® panels are powered by an IMPULSE Laser Unit, providing repeated treatments using **Blue**, **Green**, or **Violet** modes. The laser unit will continue to cycle until it is turned off or the battery requires recharging.

The therapeutic **Green Mode** provides 10 minute treatments every 10 minutes and is used to increase circulation for performance enhancement, pain, healing of soft tissue, and to reduce swelling. For acute injuries, it is best to use immediately after injury occurs to reduce edema and pain. Using the LASERwrap® initially for 4 hours in the morning & afternoon & 12 hours at night for 2-5 days is recommended. Depending on the condition being treated, daily use may be recommended for an extended period of time. Daily use is recommended for chronic conditions. Using the wrap overnight, the horse can receive 2 treatments/hour for 12 hours. Following this with morning exercise will accelerate the excretion of used or toxic proteins.

The **Violet Mode** for fat reduction [inch loss] provides 10 minute on/off treatments to deliver 3 treatments each hour that stimulates tissues at the cellular level to excrete fats and lipids. Apply the wrap for 2 – 1 hr. sessions or 1 – 2 hr. session per day for at least 5 days so the horse receives a minimum of 6 – 10 min. treatments per day. For the most effective results we recommend lunging your horse for 10-15 minutes before and after each session. Following this protocol, typical reduction in neck circumference averages 2-4" after the first week of treatment.

Snug LASERwrap®  
tightly for best  
results.

2-7.5" fat loss



13

## Care & Cleaning

- No maintenance is required on the Spectra Therapy IMPULSE Laser unit other than keeping the product clean and stored in the proper environment. The user should ensure that all components are dry prior to use. Do not expose the unit to extreme temperatures, humidity or direct sunlight in an enclosed area. Do not allow the emitter or the connecting port for the power adaptor to become wet. If the emitter or connecting port does become wet, please contact the manufacturer, Spectra Therapy at 248-524-6300, prior to continuing use.
- To clean the body of the laser unit, unplug the unit from the power adaptor and use only a soft dry cloth. Wipe the body with an alcohol swab or cotton moistened with 70% isopropyl alcohol. Never use an abrasive cleanser or submerge the laser unit in water or any other liquid.
- To clean the wraps and pads; hand or machine wash separately in warm or cool water with mild detergent. Rinse thoroughly and hang or lay flat to dry. Keep the Velcro hook and loop free of debris and hair.
- All repair and/or service to the Spectra Therapy IMPULSE Laser unit must be done by the manufacturer. Any opening or disassembly of the unit immediately voids the warranty.
- Contact Spectra Therapy with any questions at [service@spectrathrapy.com](mailto:service@spectrathrapy.com) or call us at 248-524-6300.

## Troubleshooting

If the Spectra Therapy LLLT is operating properly, the patient may or may not feel a gentle warming of the skin surface in the area when receiving treatment.

- The GREEN, BLUE OR VIOLET indicator LEDs will be lit depending which mode is running in standby, RED LED will flash if battery condition is low and will be fully lit if connected to a power source.
- The model A-100 unit has 2 lasers. Do not look directly at the emitter openings even though the reflected light has less than 5 mw/cm<sup>2</sup> (Laser Class I rated).
- Device failure - If the Spectra Therapy model A-100 emitter will not turn on, or fails during treatment, first plug the unit into a charger using the USB Cable to recharge the battery. If the emitter does not shut off at the end of the treatment session, the user should position the unit so that the emitter cannot cause vision irritation. The typical battery life is one year and battery replacement may be required.


Contact Spectra Therapy for further instruction 248-524-6300.

15

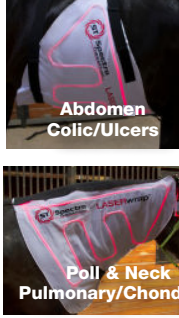
## Body LASERwrap®

Automated treatments at programmed intervals – simply position the LASERwrap® over the desired area, select the treatment mode, and walk away.



Lung/EIPH



Abdomen  
Colic/Ulcers



Shoulder/Withers  
Pain/Stiff Muscles



## Technical Info & Specifications

### IMPULSE Laser Unit (Model A-100)

**Average Power:** 1-2 - 200 mw Red laser 1-2 - 100 mw IR laser

**Measures:** .8 MW/CM<sup>2</sup> 10 CM from surface

**Wavelength of:** 1-660nm Red 1-810nm IR (Infra-Red)

**Power Source:** Medical Grade Switching Power

Adaptor (supplied) Input: 100-204 V 50/60 Hz, 0.55-0.3A Output: 5V max. 0.5A

**Class II Equipment Applied Part Type:** Laser Class IM (I 60825-1)

Supply Ratings: 5 VDC; max. 0.5A Mode of Operation: Continuous Operation

*Inherent safe unit being battery operated. Supply ratings apply to charging of unit.*

**Operating Environment:** 10°C to 40°C (50°F to 104°F) 700-1060 hPa

**Storage Environment:** -20°C to 50°C (4°F to 122°F) 700-1060 hPa

**Humidity:** 15-95% RH

**Dimensions:** 2.55" W x 2.17" L x .874" D [55W x 6.5 L x 21.5 D] cm

**Weight:** 2 oz./57g

14

## Warranty

Spectra Therapy, LLC, hereinafter called the Company, guarantees that the Spectra Therapy IMPULSE Laser unit will operate in the manner described in this manual for a period of 12 months from the date of purchase, when used and maintained in accordance with the instructions herein. Defects or damage to the laser unit due to misuse or abuse are not covered by this warranty. Please have this warranty information available, along with the date of purchase. Wraps and pads, which are consumables, are excluded from the 12 month warranty. The Company shall not be liable in any manner in respect to bodily injury and/or property damage arising from the use of the Spectra Therapy LLLT, where such use is not in strict compliance with the instructions and safety precautions contained in the Spectra Therapy LLLT User's Manual, including all supplements thereto, in all product labels, and according to the terms of warranty and safety of this equipment, nor if any changes unauthorized by the Company are made to the Spectra Therapy LLLT. This warranty does not cover any malfunction or failure of the product caused by product misuse, including, but not limited to, dropping the unit, using chargers or power cords not provided by Spectra and failure to provide reasonable and necessary maintenance or any use that is inconsistent with the user's manual.

- Replacement parts or labor furnished by anyone other than the Company, the selling dealer or a certified Company service technician voids warranty.
- Defects or damage caused by labor furnished by someone other than Company, the selling dealer or a certified Company service technician voids warranty. Company shall not be liable in any event for incidental or consequential damages. Some states do not allow the exclusion or limitation of incidental or consequential damages, so the above limitation or exclusion may not apply to you.

To obtain service from Company or the selling dealer under this warranty:

1. A written claim must be made within the warranty period to the Company or the selling dealer. Written claims made to the Company should be sent to: [service@spectrathrapy.com](mailto:service@spectrathrapy.com) or call 248-524-6300 to receive an RMA prior to returning units.
2. The product must be returned to the company directly by the owner to an address provided at time of issuing the RMA. This warranty gives you specific legal rights and you may also have other rights, which vary from state to state or location to location. The Company does not authorize any person or representative to create for it any other obligation or liability in connection with the sale of the Product. Any representation or agreement not contained in the warranty shall be void.
3. Extended warranty and product protection plans are available for purchase directly from Spectra Therapy.

EQBODY02-G10/10-B12/20-V10/10 MAY 2021

16