



Canine/Feline User Manual



This manual provides the operating instructions for Spectra Therapy's LASERwrap® product line for use with the *IMPULSE* Laser unit, Model A-100. It incorporates proven Low Level Laser Therapy (LLLT) technology.

The LASERwrap® bends photonic energy and contours the healing power of light to the application area. The wrap, which delivers low-level laser therapy (LLLT), energizes the blood and improves circulation, which accelerates the healing of conditions such as edema, connective tissue tears and strains, wounds, and bone injuries. LLLT is effective at relieving pain and inflammation, relaxing tight muscles, and relieving muscle spasms associated with exercise and/or acute or chronic conditions, such as arthritis.

Product Description/Registration

The Spectra Therapy LASERwrap® products are designed to be fully wearable, portable systems providing temporary relief of pain, increased circulation, and reduction of edema. This one-size-fits-all device is designed to lessen pain by using laser photon energy to decrease the local viscosity of fluids, which provides therapeutic effects. It is important to emphasize that therapy with the Spectra Therapy LASERwrap® does not exclude other conventional medical treatment. Effectiveness of this treatment is dependent upon correct use. There are no known side effects from this therapy. If treatment times are exceeded, the therapy may not provide more positive results.

BENEFITS: Programmable and wearable LLLT treatments makes it practical to turn temporary pain relief and temporary improvement of circulation into consistent pain relief and continual stimulation of the circulatory system. Spectra Therapy's LASERwrap® makes treatment easy throughout the day and night.

- Treatment with Spectra Therapy's LLLT can be combined with treatment via conventional medicine.
- Repetitive treatment times of 7 or more minutes are most effective. The interval time between treatments is important as it allows time for the body's own lymph system to activate and cleanse the area.
- Most patients should expect to feel pain relief and/or muscle relaxation after 2-3 days of Spectra Therapy LLLT treatment.
- Some patients may feel a noticeable reduction of pain immediately after their first treatment and relaxation of stiff muscles after one day of treatment.

Fully Portable, Battery Powered - The Spectra Therapy LASERwrap® is a truly portable laser unit that does not confine you to cords or stationary lamp type holders for use.

To register your unit online go to Spectra Therapy.com, or complete the enclosed registration card and return by mail.

Table of Contents

Table of Contents	2
Product Description/Registration	3
Product Introduction, Contraindications and Warnings	4
Summary of Low Level Laser Therapy	5
Treatments with LASERwrap®	6
Meniscus, CCL, ACL, TPLO – Rehabilitation	7
LASERwrap® Treatment Protocols	8
LASERwrap® Pad or Garment Attachment	9
System Operation & Schematic	10
Simple Solution to Complex Problems	11
LASERwrap® Conical/Dual Filament Applications	12
LASERwrap® Dog Coat & Canine/Feline Mat	13
LASERwrap® treats IBS, UTI & Fat Loss	14
Technical Information/Specifications and Body LASERwrap®	14
Cleaning, Care & Troubleshooting	15
Warranty	16

Spectra Therapy's *IMPULSE* Laser unit is FDA cleared.

The equine kit is intended for large or small animal use only.

Always seek medical advice if there is any doubt of how to use on an animal.

See WARNINGS and CONTRAINDICATIONS on page 4 of this manual.

Complete the product registration online at

<https://spectrathrapy.com/caninereg/>

Spectra Therapy, Troy, MI 48085-3157 USA, 248-524-6300

LASERwrap®, LASERpad™, LASERstrip™, and Neck LASERwrap™ are trademarks and the product is patent pending property of Spectra Therapy, LLC.

©2008-2021 Spectra Therapy LLC. All rights reserved.

CF-G10/10-B12/20 V10/10 MAY 2021

Product Introduction

Spectra Therapy LASERwrap® system contains lasers. Prior to operating this apparatus, it is recommended that you read this manual thoroughly, including all instructions and cautions, and adhere to important safety precautions:

- Laser beams can cause optical damage. Do not irradiate eyes directly.
- The apparatus should be placed beyond the reach of children to prevent optical damage. The therapy apparatus is not recommended for children.

WARNINGS: Reasonable dietary structure, sufficient nutrition and proper physical exercise can improve the metabolism and promote the treatment effect.

- It is not advisable to privately reduce the medication dosage or stop administering medicine while using the therapy apparatus.
- Only when the related symptoms improve remarkably can the patient change the medicine dosage as directed by a doctor.

WRONG SETTING WARNING: Each patient may react differently to various settings. Refer to contraindications. If there are no known adverse effects, continue to use settings as provided. One may increase or decrease unless advised by a doctor to the contrary.

CONTRAINDICATIONS: This therapy apparatus is contraindicated in pregnancy and patients with cancer or internal hemorrhaging.

Disclaimer - The information is not intended to replace a one-on-one relationship with a qualified doctor. It is intended as sharing knowledge and information from the research and experience of Spectra Therapy, LLC and requires you to make your own decisions regarding your animal's health based upon your own research and in partnership with your doctor. The Spectra Therapy LASERwrap® offers the user a simple means to determine the type of pain encountered and identify an area where improved circulation is desired. After reviewing the instructions, the user may promptly try the therapy.

Summary of LLLTs

The therapy is light energy absorbed into the patient's tissue which triggers biological changes at a cellular level to provide topical healing for the temporary increase in local blood circulation; temporary relief of minor muscle and joint aches, pains and stiffness; relaxation of muscles and relief of muscle spasms; as well as temporary relief of minor pain and stiffness associated with arthritis. The dose and frequency of treatment can be adjusted to produce the desired effect by selecting a treatment guideline.

The Physiological Effects of LLLT are:

1. Bio-stimulation
 - Improved metabolism
 - Increase of cell metabolism
2. Improved blood circulation and vasodilation
3. Reduces or eliminates pain
4. Anti-inflammatory and anti-edematous effects
5. Stimulation of wound healing
6. Reduces muscle spasms

How has LLLT worked for others?

- Reduces inflammation
- May relieve certain acute and chronic pains
- Increases the speed, quality and tensile strength of tissue repair
- Increases blood supply
- Stimulates the immune system and nerve function
- Develops collagen and muscle tissue in certain cases
- Helps generate new and healthy cells and tissue
- Promotes faster wound healing and clot formation
- Enhances athletic performance
- Minimizes stocking up

The LASERwrap® product line is unique as unlike other lasers that treat only a point of interest per single application, per attendant, Spectra treats the entire surrounding area repetitively and unattended. LASERwrap®, via the automatic cycles, repeatedly improves the transfer of liquid in and out of the body's cells, helping them to absorb oxygen and flush the lactic acid and other inflammatory enzymes. When wrapped around an extremity a wearable chamber is created, similar to an incubator treating soft tissues, bones, arteries, veins and meridians.

5

Treatments with LASERwrap®

We found the best way to treat the shoulders or hindquarter is with a dog vest. It vasodilates not only the vascular system, but also lungs and abdominal areas to strengthen the animals organs for digestion. Combined effects of all areas treated improves the circulation of blood, lymph and O₂, helping with the disposal of waste including lactic acid build up, strengthening the animals overall metabolism.



LASERwrap® Dog Coat



Conical Wrap - Short
26" x 9.5



40" Dual Filament for
Abdomen & Legs



ONE IMPULSE UNIT- MULTIPLE APPLICATIONS

Grab a laser Impulse Unit and plug in the appropriate LASERwrap to treat legs, neck, back or joints, energizing the AREA of concern, vasodilating veins and arteries to improve circulation while lowering edema. Wearable, automated treatments day and night reduces stress, muscle spasms, arthritic pains, and speeds recovery. Slide filaments into impulse unit, then force last ¼ inch until snug.



QUICK & SIMPLE 3 joules/treatment
Treat the entire extremity or body at once
Hands Free & Automatically

- Absolutely nothing delivers results like LASERwrap® 8 to 12 hours on a charge. only **2 hours to recharge. Your choice of 2-3 treatments per hour, day or night**
- All wraps and garments are made with dual filament. LASERwrap® are machine washable polyester fabric that should be applied directly on the body so that coherent laser energy can be absorbed. Since the wraps are not sterile, gauze should be used for all open wounds, then apply the wraps over the gauze.

6

Meniscus, CCL, ACL, TPLO – Rehab

When a dog encounters CCL injury® it compromises the dogs overall mobility that may last 4-12 weeks. This lessens the dogs over all body strength, plus shoulder and hip muscles can go into atrophy. LASERwrap's dog coat, automates vasodilation and mitochondria activation to the dog's entire body as joints heal over this period. Below is describes steps to apply the CCL LASERwrap® which should be activate for an 1 hour 3-4 times per day to accelerate healing

To use CCL/ACL/TPLO Strap, assemble & wrap as follows:



- A) Affix black strap [use end with 6" of Velcro loop] to white Dual Filament [DF].
- B) Insert LASER into the 40" DF & affix to Velcro loop on black strap
- C) Position this black strap over dogs back with white DF down leg - shown Fig 2
- D) Start from bottom to wrap DF up the leg.
- E) When out of DF affix white elastic vel-stretch to DF and wrap securely around leg.
- F) Grab black elastic under the dog's stomach & wrap around outside of DF as shown.
- G) Activate laser to begin automatic treatments.



7

LASERwrap® Treatment Protocols



Repeat **LASER** Treatments Make the Difference
WEARABLE Makes it Practical

Automatic Hands Free LASER Therapy

3 treatments/hour Daytime - 2 treatments/hour all night

POWER TO PERFORM & RECOVER

Multi disciplinary - Mobility
Pre-charge muscles-reduce joint pain
Post-flush lactic acid, recharge system
1 Hr. (3-10 min. treatments) + Overnight

Speedy Recovery-Lessen Pain
Aids in closure, mending & less infection
Reduces scar tissue formation in tendons and ligaments

Daily 1 Hr.-3 x a Day OR 12 Hrs. nightly for 1 Week

Reduce Pain-Muscle & Joint, Spasms/Stress

Improves overall energy & temperament

Daily 1 Hr.- 3 x a Day OR 12 Hrs. 2-6 Weeks



Vasodilation Vascular, Orthopedic, Metabolic, Excretory

Why it Works! **ENERGIZES BLOOD**

Laser photons apply a charge to the blood cells causing cells to repel one another, decreasing the viscosity of the blood, allowing more oxygen and lymph to enter the blood stream.

EFFECTS

- **Increased Circulation** Vasodilation allows more blood flow through the affected area

- **Increase Lymph Flow** Waste fluid is quickly removed through the body's natural channels

- **Increase Oxygen Flow** Speeds natural healing processes and charges muscles with oxygen for higher performance

- **Flush Lactic Acid** Reduces lactic acid build-up and replenish with protein for speedier recovery

- **Energy Activation** Increases cell's Mitochondria releasing ATP which stores energy in the form of chemical bonds.



Red Blood Cells Veins & Arteries

BEFORE AFTER

Vasodilation Reduces Swelling

BEFORE AFTER

Vasodilation Reduces Swelling

BEFORE AFTER

Vasodilation Reduces Swelling

BEFORE AFTER

Vasodilation Reduces Swelling

BEFORE AFTER

Vasodilation Reduces Swelling

BEFORE AFTER

Vasodilation Reduces Swelling

BEFORE AFTER

Vasodilation Reduces Swelling


BEFORE AFTER

Vasodilation Reduces Swelling

A study by Detroit Medical Center showed 10.7% increase of oxygenation of the treated area. Repeat treatments make the difference. Wearable makes it practical.

8

LASERwrap® / Pad or Garment Attachment



The Spectra Therapy *IMPULSE* Laser unit, model A-100 is designed to have laser filaments inserted into the slots on the front of the unit.

FDA Cleared • Class 1M Laser Light • 3 joules of Energy/treatment

Charge Connector
2 Hrs.- Full charge

Press once to turn **ON**
Press and Hold to turn **OFF**



Indicator Light ● ● ● ●
After pressing once to turn **ON**
Press at one second intervals until light shows desired Color Mode.
Flashing Red indicates Charging Mode turns solid **Red** when fully charged.
Slide filament into unit until snug then increase force last 1/4"

THERAPEUTIC / WOUND HEALING / CIRCULATION

BLUE Mode

On- 12.5 min.
Off- 20 min.
Battery Life- 12 hrs.

2 Treatments/Hour

1. Use for Chronic conditions. Treat all day.
(Minimum of 3 days, until the wound closes or inflammation clears)
2. For maintenance prevention & performance enhancement.
Leave on all night

GREEN Mode

On- 10 min.
Off- 10 min.
Battery Life- 8 hrs.

3 Treatments/Hour

- Quick Response/High Intensity**
1. Apply 2-3 x a day for 1 hr.
(Minimum of 3 days, then reduce to 1-2 x daily as needed)
 - Pre-Post Event Treatments**
2. Apply 1-2 hr., before & after
Acute: Use daily for 1 week
Chronic: 2-3 days per week

FAT REDUCTION / ENERGIZE

VIOLET Mode

On- 10 min.
Off- 10 min.
Battery Life- 8 hrs.

3 Treatments/Hour

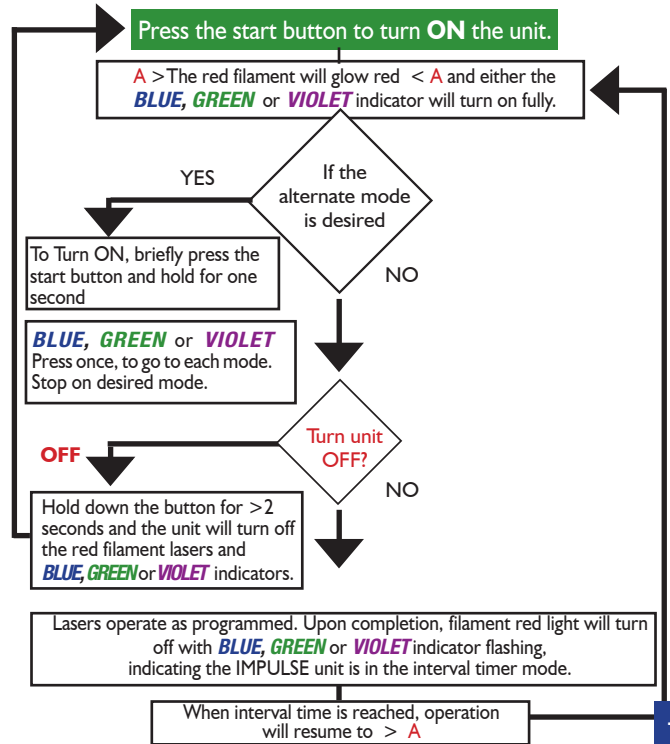
- Slimming/Contour/Canine**
1. Apply for 1 hr.
 2. Exercise for minimum of 15 minutes
 3. Add additional hrs. of treatments as needed.
 4. Continue daily for 1-2 weeks

9

System Operation

To improve circulation and receive temporary pain relief position and secure a filament wrap or pad onto the point of interest.

Next, connect the filament[s] to the Spectra Therapy *LASERwrap*® *IMPULSE* Laser unit.



10

Simple Solution to Complex Problems

Wearable Automatic Laser Therapy Anytime and Anywhere



**REPEAT TREATMENTS
MAKE THE DIFFERENCE
AT HOME OR
ON THE GO!**



MANY SYSTEMS TREATED...

- PULMONARY
- METABOLIC
- ABDOMINAL
- OTHOPEDIC
- NEUROLOGIC
- FAT LOSS CONTOUR

LaserWrap® BENEFITS

- **Improve Circulation**
Agility & Performance
- **Relieve Pain & Tension**
Muscle Stiffness & Soreness
- **Reduce Anxiety**
- **Improve Temperament**
- **Speed Recovery**
with Lower Health Care Costs
- **Vasodilates w/o Side effects**

FEATURES

- First Response**
- Saves Time & \$\$\$
 - Fast Acting
 - Quick to Apply
 - Portable
 - Effective
 - Safe
 - Non Consumable
 - Washable
 - Simple

Length of Dog Coat should Cover Hamstring & SI, and not hang in mid air

DOG COAT SIZING CHART

SIZE	BACK LENGTH
S	12"-15"
M	16"-18"
M/L	19"-22"
L	23"-25"
XL	26"-28"
XXL	29"-31"
XXXL	31"-34"




11

LASERwrap® Conical/Dual Filament Applications

LASERwrap® Conical Short is a universal type pad used to treat various size dogs' hips, back hind quarter, abdomen, chest, back and shoulder areas.



LASERwrap® Dual Filament Strip - Universal type *LASERwrap*® Strips, available in 2.75" x 12", 24" & 40" sizes, can be used to treat various size dogs and cats in numerous locations, such as abdomen, hind quarter and lower extremities. Ideal for treating the smaller dogs and cat's overall body.



Simply insert the dual filament into the laser unit, wrap on the treatment area with the hook center facing up. Secure with the elastic strap(s), and activate the laser. An optional stretchable neoprene Slim Wrap is available in 25" and 50" sizes to secure /cover the laser and filament strip.

← Iliopsoas Injury

Connect *IMPULSE* laser to dual filament, wrap leg or psoas muscle as shown below. Prompt relief.




Treats stifle and hock

Use CCL Strap (shown on Page 7) for all day or all night use.

12

LASERwrap® Dog Coat


The dog coat was designed to greatly improve circulation and effectively treat acute and chronic condition, injuries and wounds. The overall body laser treatment charges muscles with oxygen, improves flexibility, mobility and function, helping your dog to feel their best. For anxiety, the coat can have a calming effect on the dog.



Install laser(s) in the protective pocket at the withers of the dogs neck. Apply dog coat as shown, securing the front closure, positioning the top of the coat so that the two strips of filament run along the spine. Attach the belly band under solar plexus and snug up over the top of the back for a snug fit. Readjust coat as needed covering the rear hip area touching tail exit. Then activate laser(s) in desired mode and close pocket.

LASERwrap® Canine/Feline Mat

Install laser(s) in protective pocket, activate in desired mode and close securely. Use in animal bed, travel crate, couch, car seat.....



13

LASERwrap® treats IBS, UTI & Fat Loss

LASERwrap® treats irritable bowel symptom (IBS), urinary tract infections (UTI) and contours body fat loss and disposal vasodilation. LASERwrap® therapy is a great tool for modulating gastrointestinal and abdominal discomforts associated with inflammatory bowel conditions. Coherent energy does this by inducing an analgesic effect in the central sensitization nervous system with similar results with urinary tract infections offering symptomatic relief and reduction in future flare-ups by treating the root (inflammatory) causes in horses, cats and dogs with its automatic repeat treatments with use of Spectra Therapy's Green or Blue modes. These modes causes vasodilation in urinary tracts, intestines, bowel and colon tracts. Use of the Impulse laser's Violet Mode will aid in processing and shrinkage of fat molecules, aiding in the safe disposal of this fat out of the body.



Technical Info & Specifications

IMPULSE Laser Unit (Model A-100)

Average Power: 1-2 - 200 mw laser

Measures: .8 MW/CM2 10 CM from surface

Wavelength of: 660nm Red 810nm IR

Power Source: Medical Grade Switching Power

Adaptor (supplied) Input: 100-204 V 50/60 Hz, 0.55-03A Output: 5V max. 0.5A

Class II Equipment Applied Part Type: Laser Class IM (I 60825-1)

Supply Ratings: 5 VDC; max. 0.5A Mode of Operation: Continuous Operation
Inherent safe unit being battery operated. Supply ratings apply to charging of unit.

Operating Temperature for Charging: 0°C to 45°C or 32°F to 113°F

Do not charge units in environments below freezing and above 45°C or 113°F

Operating & Storage Environment: -10°C to 50°C or 14°F to 125°F

Use of device in colder temperatures may result in decreased battery life. As with other electronic devices, do not leave unit exposed to direct sunlight.

Humidity: 15-95% RH **Weight:** 2 oz./57g

Dimensions: 2.55" W x 2.17" L x .874" D [55W x 6.5 L x 21.5 D] cm

14

Care & Cleaning

- No maintenance is required on the Spectra Therapy IMPULSE Laser unit other than keeping the product clean and stored in the proper environment. The user should ensure that all components are dry prior to use. Do not expose the unit to extreme temperatures, humidity or direct sunlight in an enclosed area. Do not allow the emitter or the connecting port for the power adaptor to become wet. If the emitter or connecting port does become wet, please contact the manufacturer, Spectra Therapy at 248-524-6300, prior to continuing use.
- To clean the body of the laser unit, unplug the unit from the power adaptor and use only a soft dry cloth. Wipe the body with an alcohol swab or cotton moistened with 70% isopropyl alcohol. Never use an abrasive cleanser or submerge the laser unit in water or any other liquid.
- To clean the wraps and pads; hand or machine wash separately in warm or cool water with mild detergent. Rinse thoroughly and hang or lay flat to dry. Keep the Velcro hook and loop free of debris and hair.
- All repair and/or service to the Spectra Therapy IMPULSE Laser unit must be done by the manufacturer. Any opening or disassembly of the unit immediately voids the warranty.
- Contact Spectra Therapy with any questions at service@spectrathrapy.com or call us at 248-524-6300.

Troubleshooting

If the Spectra Therapy LLLT is operating properly, the patient may or may not feel a gentle warming of the skin surface in the area when receiving treatment.

- The GREEN, BLUE, VIOLET indicator LEDs will be lit depending on mode running in standby. RED LED will flash if battery condition is low and will be fully lit if connected to a power source and battery is fully charged.
- The model A-100 unit has 2 lasers. Do not look directly at the emitter openings even though the reflected light has less than 5 mw/cm² (Laser Class I rated).
- Device failure - If the Spectra Therapy model A-100 emitter will not turn on, or fails during treatment, first plug the unit into a charger using the USB Cable to recharge the battery. If the emitter does not shut off at the end of the treatment session, the user should position the unit so that the emitter cannot cause vision irritation. The typical battery life is one year and battery replacement may be required. Contact Spectra Therapy for further instruction 248-524-6300.

15

Warranty

Spectra Therapy, LLC, hereinafter called the Company, guarantees that the Spectra Therapy IMPULSE Laser unit will operate in the manner described in this manual for a period of 12 months from the date of purchase, when used and maintained in accordance with the instructions herein. Defects or damage to the laser unit due to misuse or abuse are not covered by this warranty. Please have this warranty information available, along with the date of purchase. Wraps and pads, which are consumables, are excluded from the 12 month warranty. The Company shall not be liable in any manner in respect to bodily injury and/or property damage arising from the use of the Spectra Therapy LLLT, where such use is not in strict compliance with the instructions and safety precautions contained in the Spectra Therapy LLLT User's Manual, including all supplements thereto, in all product labels, and according to the terms of warranty and safety of this equipment, nor if any changes unauthorized by the Company are made to the Spectra Therapy LLLT. This warranty does not cover any malfunction or failure of the product caused by product misuse, including, but not limited to, dropping the unit, using chargers or power cords not provided by Spectra and failure to provide reasonable and necessary maintenance or any use that is inconsistent with the user's manual.

- Replacement parts or labor furnished by anyone other than the Company, the selling dealer or a certified Company service technician voids warranty.
- Defects or damage caused by labor furnished by someone other than Company, the selling dealer or a certified Company service technician voids warranty. Company shall not be liable in any event for incidental or consequential damages. Some states do not allow the exclusion or limitation of incidental or consequential damages, so the above limitation or exclusion may not apply to you.

To obtain service from Company or the selling dealer under this warranty:

1. A written claim must be made within the warranty period to the Company or the selling dealer. Written claims made to the Company should be sent to: service@spectrathrapy.com or call 248-524-6300 to receive an RMA prior to returning units.
2. The product must be returned to the company directly by the owner to an address provided at time of issuing the RMA. This warranty gives you specific legal rights and you may also have other rights, which vary from state to state or location to location. The Company does not authorize any person or representative to create for it any other obligation or liability in connection with the sale of the Product. Any representation or agreement not contained in the warranty shall be void.
3. Extended warranty and product protection plans are available for purchase directly from Spectra Therapy.

CF-G10/10-B12/20 V10/10 MAY 2021

16