



Table of Contents

Table of Contents 2
 Product Description 3
 Product Introduction, Contraindications, and Warnings 4
 System Operation & Schematic 5
 Summary of LLLTs 6
 Treatments 7
 System & Device Description 8
 Technical Information & Specifications 9
 Operating Instructions 10
 Prescription/Laser Interface 11
 Selecting A Program Mode 12
 Applications 13
 LASERwrap™ Attachment 14
 Cleaning, Care & Troubleshooting 15
 Warranty 16

Appendix
 Equine Application, Canine Application, Athletic Application

Always seek medical advice if there is any doubt of how to use this product. A prescription from a medical doctor is required for all personal use. See **WARNINGS** and **CONTRAINDICATIONS** on page 4 of this manual.

Complete the product registration online at www.SpectraTherapy.com
 Spectra Therapy, Troy, MI 48085-3157 USA, 248-524-6300
 Patent Pending - Spectra Therapy
 ©2008 - 2013 Spectra Therapy LLC. All rights reserved.

Product Description/Registration

The Spectra Therapy LASERwrap™ products are designed to be fully wearable portable systems providing temporary relief of pain, increase circulation and reduction of edema. This one-size-fits-all device is designed to lessen pain by using laser photon energy to decrease the local viscosity of fluids which provide therapeutic effect. It is important to emphasize that therapy with the Spectra Therapy LASERwrap™ does not exclude other conventional medical treatment. Effectiveness of this treatment is dependent upon correct use. There are no known side effects from this therapy. If treatment times are exceeded, the therapy may not provide more positive results.

Disclaimer - The information is not intended to replace a one-on-one relationship with a qualified doctor. It is intended as a sharing knowledge and information from the research and experience of Spectra Therapy, LLC and requires you to make your own decisions regarding your health based upon your own research and in partnership with your doctor. The Spectra Therapy LASERwrap™ offers the user a simple means to determine the type of pain encountered and identify an area where improved circulation is desired. After reviewing the instructions, the user may promptly try the therapy.

Fully Portable, Battery Powered - The Spectra Therapy LASERwrap™ is a truly portable laser unit that does not confine you to cords or stationary lamp type holders for use.

To register and program your unit online go to SpectraTherapy.com and click on the link in the upper right of the home page. Enter the requested data and click "submit." Verify your registration by double clicking the registration link that will be in your inbox. You can then log in with your user name and password. From here, choose your application and follow the instructions to get your IMPULSE unit set up.

Product Introduction

The Spectra Therapy LASERwrap™ system contains lasers. Prior to operating this apparatus, it is recommended that you read this manual thoroughly, including all instructions and cautions, and adhere to important safety precautions:

- Laser beams can cause optical damage. Don't irradiate eyes directly.
 - The apparatus should be placed beyond the reach of children to prevent optical damage. The therapy apparatus is not recommended for children.
- WARNINGS:** Reasonable dietary structure, sufficient nutrition and proper physical exercise can improve the metabolism and promote the treatment effect.
- It is not advisable to privately reduce the medicine dosage or stop administering medicine while using the therapy apparatus.
 - Only when the related symptoms improve remarkably can the patient change the medicine dosage as directed by a doctor.

WRONG SETTING WARNING: Each patient may react differently to various settings. Refer to contraindication. If there are no known adverse effects, continue to use settings as provided, one may increase or decrease unless advised by a doctor to the contrary. Treatment times up to 10 minutes seem most effective. Over 20 minute treatments, have not been found to provide any advantage over 10 minute treatments.

CONTRAINDICATIONS: This therapy apparatus is contraindicated in pregnancy and patients with cancer or internal hemorrhaging.

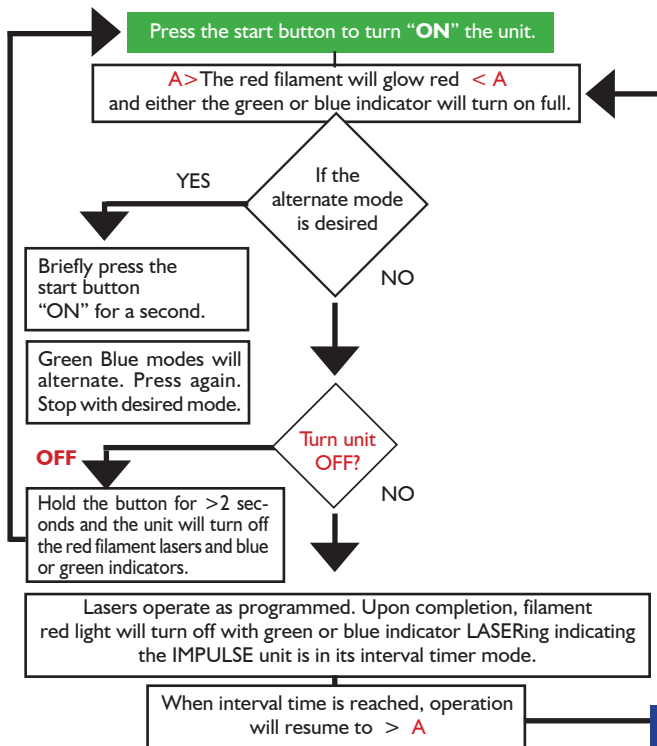
BENEFITS: Programmable and wearable LLLT treatments make it practical to turn temporary pain relief and temporary improvement of circulation into consistent pain relief and continual stimulation of circulatory system. Spectra Therapy's LASERwrap™ make treatment easy throughout the day and night.

- Treatment with the Spectra Therapy's LLLT can be combined with treatment via conventional medicine.
- Most patients should expect to feel pain relief and/or muscle relaxation after 2-3 days of Spectra Therapy LLLT treatment.
- Some patients may feel a noticeable reduction of pain immediately after their first treatment and relaxation of stiff muscles after one day of treatment.

System Operation

To improve circulation and receive temporary pain relief position and secure a filament wrap or pad onto the point of interest.

Next connect the filament [s] into the Spectra Therapy LASERwrap™ IMPULSE laser unit



5

Summary of LLLTs

The therapy is light energy absorbed into the patient's tissue and this triggers biological changes at a cellular level to provide topical healing for the temporary increase in local blood circulation; temporary relief of minor muscle and joint aches, pains and stiffness; relaxation of muscles and relief of muscle spasms; as well as temporary relief of minor pain and stiffness associated with arthritis. The dose and frequency of treatment can be adjusted to produce the desired effect by selecting a protocol.

The Physiological Effects of LLLT are:

1. Bio-stimulation
 - Improved metabolism
 - Increase of cell metabolism
2. Improved blood circulation and vasodilation
3. Reduces or eliminates pain
4. Anti-inflammatory and anti-edematous effects
5. Stimulation of wound healing

How has LLLT worked for others?

- Reduces inflammation
- May relieve certain acute and chronic pains
- Increases the speed, quality and tensile strength of tissue repair
- Increases blood supply
- Stimulates the immune system
- Stimulates nerve function
- Develops collagen and muscle tissue in certain cases
- Helps generate new and healthy cells and tissue
- Promotes faster wound healing and clot formation

6

Treatments

Within a minute, you or your loved one can be receiving laser therapy in the area specific to its needs.



dual Filament wrap 011.JPG

dual Filament wrap 012.JPG



The LASERwrap™ technique provides a chamber of energy for the treatment of arteries, veins, bones and tissues to improve circulation that can reduce swelling.

Energizing blood and tissues over the entire area automatically provides frequency specific treatments periodically through the day and night. Self-contained rechargeable battery provides 24 hours of treatment on a charge. Make your day more comfortable – Get Spectra Therapy's LASERwrap™.

7

System & Device Description

The LASERwrap™ System comprises of following components:

- IMPULSE A100 Laser unit
- LASERwraps™ made with foam providing porosity and comfort.
- LASERwrap™ is made of vinyl wipeable plastic.
- Body, extremity, stretch wrap or laser strap will secure the IMPULSE unit to body and LASERwrap™
- User's manual
- Product warranty, registration card, bill of sale, and box



IMPULSE Dual Laser Unit



Laser filaments are inserted into the IMPULSE unit until snug

Prescriptions and time adjustments are downloaded via USB cable

- settings adjustable via computer
- downloadable online
- can be sent via email



Unit can be charged from your computer (USB cable) or wall charger. A blinking RED indicator will LASER until unit is fully charged, then indicator will stop blinking and stay on full RED.



8

Technical Info & Specifications

Average Power:	I-2 - 130 mw Red laser I-2 - 100 mw IR laser
Measures - .8 MW/CM ² 10 CM from surface	
Wavelength of:	I-660nm Red LED's I-810nm IR (Infra-Red)
Power Source:	Medical Grade Switching Power Adaptor (supplied) Input: 100-204 V 50/60 Hz, 0.55-03A Output: 5V max. 0.5A

Class II Equipment Applied Part Type

Laser Class IM (I 60825-1)
Supply Ratings: 5 VDC; max. 0.5A
Mode of Operation: Continuous Operation

*Inherent safe unit being battery operated.
Supply ratings apply to charging of unit.*


Operating Environment:	10°C to 40°C (50°F to 104°F) 700-1060 hPa
Storage Environment:	-20°C to 50°C (4°F to 122°F) 700-1060 hPa
Humidity:	15-95% RH
Dimensions:	2.55" W x 2.17" L x .874" D [55W x 6.5 L x 21.5 D] cm
Weight:	2 oz./57g

9

Operating Instructions

Your Spectra Therapy LLLT has been designed to be durable, compact and easy to use. The unit has only one switch: ON/Select/OFF to ensure safe and dependable operation.

Your unit has a smart charging circuit which prevents overcharging. Using the USB cable provided, plug the mini USB on one end into the IMPULSE unit and USB A on the other into the charger provided or into a computer USB port. The maximum time needed to charge a unit is 2 hours and 10 minutes. Charge the IMPULSE unit until the RED mode indicator LED no longer blinks. The unit will then deliver up to 3 hours or more of active dual laser therapy.



To turn the unit on, push the ON/Select/OFF button located on the back of the unit momentarily. Notice that either the GREEN or BLUE mode LED will illuminate and one or both of the red lasers will activate as well for the duration of the therapy. Most therapies are typically under 10 minutes. When a therapy mode ends, and if the interval timer is programmed to repeat within xxx minutes, this standby status will be indicated by the LASERING of either the GREEN or BLUE mode LED. If you want to end a therapy session and turn the unit off, hold button down for more than two seconds and the mode LED will turn off.

10

Prescription/Laser Interface

Based on medical ailments, treatment protocols are selected and loaded into the unit. Protocols can be selected and modified as described below. Upon loading the protocol, decide first which lasers will be used; either LASER A, B or both. As previously mentioned, the IMPULSE unit has a green and blue mode. Each is programmed independently.



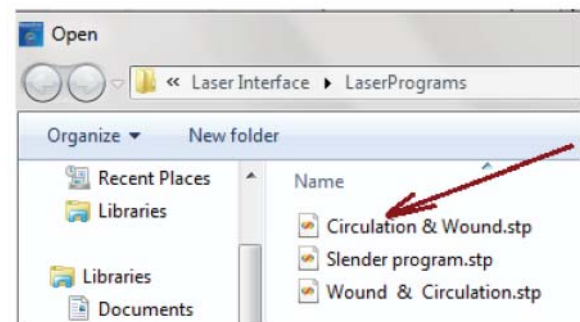
Prescription laser interface programs have "*.stp" file extension found in your computer directory. Load a blank.stp for the BLUE mode, to have a single GREEN mode.
BLANK.stp; BONE PAIN.stp; C-SECTION REPAIR.stp; CIRCULATION WOUND CARE STIMULATION.stp and more.

« Spectra Therapy ▶ Laser Interface ▶ LaserPrograms ▶

11

Selecting A Program Mode


Click Load from file Green or Blue



Select a program from the file listing and the table will load in the appropriate program column.

If you adjust **Time per Frequency** notice the **Total Time** for the program will change. Check and adjust **Interval Time** if more frequent application of therapy is needed. Save settings with a new File name.

Then **Store program Blue mode** and screen will respond.


 **Blue mode successfully written to device**

Available from Spectra Therapy's website are 12 protocols that have been FDA approved. Practitioner may prescribe and modify the protocols based on the patient's specific condition.

12

One Size Fits All/Multiple Applications

Program your LASERwrap™ for your horse's PEAK performance



Program your unit for:

- Frequency specific protocols
- Therapy durations
- Stimulation time intervals

When they need it REMOTELY

- Prescription adjusted
- online
 - by email
 - by phone
- as the patient's condition changes




Winner's Tool Kit

Concerned about a backup?
Got it covered, yet rarely needed.
It's a lot smaller than an ice chest.
[back up battery]

13

LASERwrap™/LASERpad™ Attachment

The Spectra Therapy A100 is designed to have laser filaments inserted into the slots on the unit front.



EMITS CLASS 1 reflected laser light

To affix LASERwrap™/LASERwraps™ to the IMPULSE unit, slide the clear filament into the unit until firm, then increase force for the last 1/4". User will feel the tube fit snugly and then stop.

LASER wrap™, being vinyl based, is to be used over hairy body surfaces and
LASERwraps™, being foam based, provide porosity on skin surfaces that do not have open sores since LASERwraps/pads™ are not sterilized.

14

Cleaning & Care

Wipe the Spectra Therapy IMPULSE unit with an alcohol swab or cotton moistened with 70% isopropyl alcohol before and after use.

- Use only a soft dry cloth to clean the body of the emitter (if necessary). Never use an abrasive cleanser or submerge the emitter in water or any other liquid, extreme temperatures, humidity or direct sunlight in an enclosed area.
- Do not clean unit when plugged into the power adaptor.
- Do not allow the emitter or the connecting port for the power adaptor to become wet. The user should ensure that these components are dry prior to use of the Spectra Therapy ST100. If the emitter connector does become wet, please contact the manufacturer for instructions on how to continue use of the Spectra Therapy.
- No maintenance required by the user, other than keeping the product clean and stored in the proper environment. All repair and/or service to the Spectra Therapy Impulse unit must be done by the manufacturer. Any opening or disassembly of the unit immediately voids the warranty.
- Please contact your closest Spectra Therapy LLLT dealer should you experience problems or call 248-524-6300

Troubleshooting

If the Spectra Therapy LLLT is operating properly, the patient may or may not feel a gentle warming of the skin surface in the area when receiving treatment.

- The GREEN and BLUE indicator LEDs will be lit depending which mode is running in standby, RED LED will LASER if battery condition is low and will be fully lit if connected to a power source.
- The A100 unit has 2 lasers. Do not look directly at the emitter openings even though the reflected light has less than 5 mw/cm² Laser Class 1 rated.
- Device failure - If the Spectra Therapy A100 fails prior to commencement of treatment, the emitter will not turn on. First plug the unit into a charger using the USB Cable. If there is an equipment failure during the course of the treatment, the emitter will shut off, recharge the battery. If the emitter does not shut off at the end of the treatment session, the user should position the unit so that the emitter cannot cause vision irritation. Contact the equipment dealer for further instruction.

15

Warranty

Spectra Therapy, LLC, hereinafter called the Company, guarantees that Spectra Therapy LLLT will operate in the manner described in this manual for a period of 12 months from the date of purchase, when used and maintained in accordance with the instructions herein. Defects or damage due to misuse or abuse are not covered by this warranty. Please have this warranty information available, along with the date of purchase and the Spectra Therapy LLLT in the event of a complaint. The Company shall not be liable in any manner in respect to bodily injury and/or property damage arising from the use of the Spectra Therapy LLLT, where such use is not in strict compliance with the instructions and safety precautions contained in the Spectra Therapy LLLT User's Manual, including all supplements thereto, in all product labels, and according to the terms of warranty and safety of this equipment, nor if any changes unauthorized by the Company are made to the Spectra Therapy LLLT. This warranty does not cover any malfunction or failure of the product caused by product misuse, including, but not limited to, dropping the unit or probe and failure to provide reasonable and necessary maintenance or any use that is inconsistent with the user's manual.

- Replacement parts or labor furnished by anyone other than the Company, the selling dealer or a certified Company service technician.
- Defects or damage caused by labor furnished by someone other than Company, the selling dealer or a certified Company service technician. Company shall not be liable in any event for incidental or consequential damages. Some states do not allow the exclusion or limitation of incidental or consequential damages, so the above limitation or exclusion may not apply to you.

To obtain service from Company or the selling dealer under this warranty:

1. A written claim must be made within the warranty period to the Company or the selling dealer. Written claims made to the Company should be sent to: Service@SpectraTherapy.com or call 248-524-6300 to receive an RMA prior to returning units.
2. The product must be returned to the company or the selling dealer by the owner to an address provided at time of issuing the RMA. This warranty gives you specific legal rights and you may also have other rights, which vary from state to state or location to location. The Company does not authorize any person or representative to create for it any other obligation or liability in connection with the sale of the Product. Any representation or agreement not contained in the warranty shall be void.

16